

WELCOME TO KACHESS CABIN

Blue Sky
RETREATS

Retreat. Relax. Recharge.

We are genuinely excited for you and your guests to experience the adventure, rest and relaxation in this Blue Sky Retreats home.

To that end, we have designed this guide to ensure your stay is as effortless and en oy-able as possible. From check-in instructions to popular local adventures and our favorite restaurants, pubs and shops, our goal is to provide all you need to know.

Each Blue Sky Retreats home has been carefully curated and we hope you experience the same peace, wonder and relaxation we en oy every time we visit. The homes we represent are an extension of that experience, and we are thrilled to share them with you. We kindly ask that you treat them with care—for the en oyment of future guests.

We strive to provide a 5-star experience and encourage you to share any and all feed-back with us directly. If there's anything specific that will enhance your comfort or make your stay more memorable, please text us through the online travel portal or call 509-260-8277. We will respond as quickly as possible.

Thank you for choosing a Blue Sky Retreats home. Now discover what we mean when we say retreat, relax, recharge.



Warm regards,

Santo Criscuolo

Blue Sky Retreats Founder

TABLE OF CONTENTS

This guide will tell you all about our home. Please take a moment to review to make the most out of your stay. The links below will take you to the specific page.

Arriving at the Cabin

Emergency Services

Entering our Home and Fire Safety

Outdoor Grill

Smart TVs and Laundry

How to Use Kitchen Appliances

Dishwasher

Keeping our Home Fresh

Parking & Gate

Departure Information

Snoqualmie Pass and Driving Conditions

Restaurant and Groceries

Skiing and Snowboarding

Local Adventures

Hikes

Book Direct & Save

URGENT CARE & EMERGENCY PHONE NUMBERS

For emergency services, **immediately call 911**. Do not delay if you feel an emergency situation has arisen.

KVH Urgent Care Clinic
214 W 1st St, Cle Elum, WA 98922
509-674-6944
KVH Urgent Care closes at 10pm. If you need care after 10pm, Snoqualmie Ridge is the next closest medical facility.

Snoqualmie Ridge Urgent Care
9801 Frontier Ave SE, Snoqualmie, WA 98065
425-831-3800

Snoqualmie Valley Hospital
9801 Frontier Ave SE, Snoqualmie, WA 98065
425-831-3800

Cle Elum Police Department
807 W 2nd St, Cle Elum, WA 98922
509-674-2991

Safeway Pharmacy - Cle Elum
804 W 1st St, Cle Elum, WA 98922
509-852-3006

Safeway Pharmacy - Snoqualmie
34828 SE Douglas St, Snoqualmie, WA 98065
425-831-0061

BEFORE ENTERING A BLUE SKY RETREATS HOME

We will greatly appreciate it if you remove your shoes before entering any of the Blue Sky Retreats homes. You can place them on the rubber trays just inside the door, leave them outside on the patio or in the garage depending on which Blue Sky Retreats home you are staying in. This will protect our hardwood floors and carpet from damage and ensure it is always in great condition for future guests.

All Blue Sky Retreats homes are strictly non-smoking/vaping. Smoke detected inside will result in an additional $250 cleaning fee to fumigate the home. If you want to smoke, please step outside and away from the home.

FIRE SAFETY

Fire risk is high throughout the year in a heavily wooded forest like the one surrounding Kachess Cabin.

Always check the Washington State Department of Natural Resources Burn Portal before starting a fire in or outside the house. https://burnportal.dnr.wa.gov/

Never throw cigarette butts or cigars into the forest as this can lead to wildfires.



QUIET HOURS

Please keep noise to a minimum between 9PM to 9AM. All Blue Sky Retreats homes are located in friendly and welcoming communities and, although this is a vacation destination, it's home to many residents. As such we ask that you respect their privacy and their right to a peaceful existence.

Thank you for your understanding.

PARKING

Garage and Parking Information

The garage is used to store the owners' personal belongings. While you can't park in the garage, the driveway and and gravel covered area in front of the cabin provide more than enough space for four vehicles plus snowmobile or boat trailers.

During the winter months, please park everything in front of the house as this will be the area that is plowed.

Occasionally, snow will accumulate faster than it can be plowed and you'll need to remove snow from the top of your car and from around the base of the car. Snow shovels are provided. Be careful removing snow from on and around your car. We cannot be held responsible for any damage caused when you are removing snow.

Please do not park on the grass or any of the vegetation ever. In the summer, hot cars can often cause fires when parking too close to vegetation.



HEATING & A/C

Leave both gas stoves on. They should be set to 55˚F when the cabin is empty.
Raise the temperature as needed when you arrive. Set both stoves back to 55˚F at checkout.



MAIN FLOOR

The stove is controlled with a wall-mounted SkyTech thermostat near the stairs to the upper floor.
It should already be on and set to 55˚F.

If it's on
Press "Set." Use ▲ / ▼ to adjust the temperature.

If it's off
Press "On." The screen may take 5–10 seconds to light up. Then press "Set" and use ▲ / ▼.





THE STOVE IN THE PRIMARY SUITE

The stove in the primary suite is controlled by a handheld remote.
It should already be on and set to 55˚F.

If it's on
Press "Set." Use ▲ / ▼ to adjust the temperature up or down.

If it's off
Press "On." The screen may take 5–10 seconds to light up.
Then press "Set" and use ▲ / ▼ to adjust the temperature.

Please leave the stove on and set it to 55˚F when you leave.

ADDITIONAL ROOMS

The two bedrooms, the primary ensuite bathroom and the game nook all have wall-mounted heaters with simple knob-style thermostats.

Simply turn the knob to the desired temperature.



At checkout, turn all in-wall heater knobs all the way to the left to set them to low.

Leave all bedroom doors open except for the lower bedroom door. Please close it.

Thank you.

OUTDOOR GRILL

All of the Blue Sky Retreats single family homes are equipped with an outdoor grill. They are either powered by natural gas or propane. In either case, **open up the gas valve near the wall, or open up the valve on the propane tank.**

Push and turn the main burner knob and then push the igniter.

If the igniter doesn't spark, the battery may have died. Pull the igniter knob off and replace the battery. Most grills require one double AA battery, and you can find them in one of the kitchen drawers.

If you can't find a battery, or you replace it and the igniter won't spark, you can manually light the burners with a long neck lighter. Turn the burner on, quickly light the lighter and place the tip near the burner. You'll have to do this for each burner.

When finished cooking, turn the burners off and shut off the valve.

Once grill cools down, please replace the cover.

Please do not leave any food on the grill as it attracts insects, rodents and bears.

If the propane tank is empty, please let us know.

SMART TV

There are three Smart TVs in Kachess Cabin, one in living room, one in the primary suite and one in the kids hangout room. You can sign into your favorite streaming apps... Netflix, Disney, Hulu, YouTube TV etc.



Internet and streaming is via satellite and being nestled in the woods means the signal may come and go from time to time. A great reason to unplug and connect with the beautiful surroundings.

Occasionally, the TVs will disconnect from the wi-fi. If this happens, don't worry. It is easy to re-connect.

Turn on the TV.

From the home screen, scroll up to settings.

Click once.

Scroll right to Network. Click once.

Scroll right to About. Click once.

Scroll right to Wireless. Click once.

A wireless scan will start.

Click once on 5451 Kachess Cabin

The password page will load. The password is already entered. All you have to do is click connect. Once connected, click the home button on the remote.

LAUNDRY (not required)

Typically, there is no need for you to do any laundry when staying for two or three days. Simply put used towels and or linens on the laundry room floor.

Laundry Guidelines (if needed):

Clothing: Do not fill the drum more than halfway. For example:

Limit to five adult clothing items (e.g., two pairs of pants and three shirts).

Towels: Limit to four full-sized towels and four hand towels.

Sheets: Limit to three sheets and three pillowcases.

Important Note: *Exceeding these limits can cause damage, specifically by breaking the pistons that support the drum. The cost to replace these pistons is nearly $700 to $1,000.*

KITCHEN APPLIANCES

DISHWASHER

Please do not use liquid soap in the dishwasher. Using liquid dish washing soap e.g. Dawn, will create excessive suds, leading to water and soap overflowing from the dishwasher. This will cause damage to floors, cabinets, and baseboards that you'll be responsible for. Please only use the dishwasher-specific pods provided.



KEEPING OUR HOME FRESH

For the health of our plumbing, and to prevent disruption of future guest stays, please place period products in the bin provided.

Please place used diapers in a plastic bag, tie it securely, and dispose of it in the trash bin. This helps keep our space fresh for everyone! We appreciate you helping us keep our homes clean and fresh.

NO PARTIES

Absolutely no parties, hosted lunches, dinners, or gatherings allowed. Do not exceed the maximum number of guests for this home. If you will be having more than two day-guests, please inform us 24 hours in advance.

Ignoring these rules will result in additional charges.

DEPARTURE INFORMATION

CHECK-OUT: 11AM

Please complete these steps before you leave.

- Turn off all lights and TVs.
- Place used or wet towels on the bathroom floor.
- Close all windows and shades.
- From November through March, please open all sink cabinets before you leave.
- Leave both gas stoves on and set both thermostats to 55˚F.
- Turn all in-wall heater knobs all the way to the left.
- Leave bedroom doors open. Close the lower bedroom door because that room is colder above the garage.
- Take kitchen garbage to the bin on the back deck. If the bin is full, double-bag the garbage and leave it on the kitchen floor.

Additional Cleaning and Damage Policies

Additional Cleaning: $75 per hour for each additional hour required beyond the standard four hours of cleaning.

Delayed Check-In for Next Guest: $100 per hour for any delay caused to the next guest's check-in.

Lost Income: If the condition of the home results in the next guest being unable or unwilling to stay, you will be charged for any lost income.

Note: *This policy is designed to protect the condo, our business, and the experience of future guests. Unfortunately, due to previous incidents of disregard, these measures are necessary to maintain the quality of the property and ensure a positive experience for all. We appreciate your understanding and cooperation.*



SNOQUALMIE PASS / I-90 TRAFFIC & ROAD CONDITIONS

From December to March, it is always a good idea to check the weather and road conditions on Snoqualmie Pass. While I-90 is at only 3,200 feet, cold air from the east side of the Cascades collides with super moist air from the west often resulting in large dumps of snow in a very short time period. All-wheel drive and even traction devices may be required.

From Memorial Day to Labor Day, it is always a good idea to check traffic conditions. With the exception of holiday weekends, traffic is rarely an issue. However, there may be delays due to construction.

You can check traffic and weather conditions for Snoqualmie Pass / I-90 on the wsdot.com website:
https://wsdot.com/travel/real-time/mountainpasses/Snoqualmie



RESTAURANTS

Welcome to a mouthwatering ourney through our neighborhood's dining scene! This guidebook will lead you to the best spots for every craving—from cozy breakfast nooks to fun dinner destinations.

Summit Pancake House and Lounge
603 State Route 906, Snoqualmie Pass, WA 98068

Red Mountain Coffee
773 WA-906, Snoqualmie Pass, WA 98068

The Commonwealth Pub
10 Pass Life Way, Snoqualmie Pass, WA 98068

Dru Bru - Snoqualmie Pass
10 Pass Life Way #3, Snoqualmie Pass, WA 98068

Mountain High Hamburgers
2941 Sparks Rd, Easton, WA 98925

GROCERIES

Grocery options near Kachess Cabin are limited. Stop in Issaquah, North Bend or Snoqualmie if you're coming from the west, and Cle Elum if you're coming from the east.

Safeway - North Bend
460 SW Mt Si Blvd, North Bend, WA 98045

Safeway - Cle Elum
804 W 1st St, Cle Elum, WA 98922

Safeway - Snoqualmie
34828 SE Douglass St, Snoqualmie, WA 98065

Laconia Market & Cafe
69802 State Route 906, Snoqualmie Pass, WA 98068

Gemini Fish Market
1410 NW Gilman Blvd, Issaquah, WA 98027

Trader Joe's
975 NW Gilman Blvd, Issaquah, WA 98027

QFC
1540 NW Gilman Blvd, Issaquah, WA 98027

SKIING & SNOWBOARDING

Additional details about all activities are available in the digital version of this guide.





The Summit at Snoqualmie Pass
25 chairlifts provide access to almost 2,000 skiable acres and 2,280 feet of vertical on two unique mountains! Plus, the Summit offers more night skiing terrain than any other ski area or resort in the U.S.

Alpental: A bucket list mountain for every skier and rider in the Northwest, Alpental's legendary terrain serves up endless unforgettable laps just 7 minutes from the Snoqualmie Alpine Retreat. Steep and deep. If you can ski here, you can ski just about anywhere.
2,290' of vertical
825 acres of terrain
523 acres of back bowls
75% expert terrain

Summit, West, Central and East offer a wide variety of terrain over 1,400 acres, nearly all of it open at night. Located less than 5-minutes from the Snoqualmie Alpine Retreat, it is a great family ski area, and if you grew up in the Seattle area, chances are that you learned to ski here. Information regarding lift ticket prices, hours, equipment rentals and lessons can be found at **https://www.summitatsnoqualmie.com/**

ACTIVITIES GUIDE

Additional details about all activities are available in the digital version of this guide.



Summit Tubing Park

The Summit at Snoqualmie, Snoqualmie Pass, WA 98068
Snow tubing is easy for all ages, which means it's perfect for families and groups looking for a fun winter activity. The Tubing Park has a covered conveyor lift that even takes you back to the top of the hill to give you more runs, with less effort.
18+ tubing lanes
Snow tubes are provided
Open Friday-Sunday and holidays during the winter
Session length: 1 hour 45 minutes
500 Ft long hill
40 Ft of vertical



Nordic Skiing

The Summit at Snoqualmie, Snoqualmie Pass, WA 98068
With over 70km of groomed trails weaving through the forests of the Central Cascade Mountains, The Summit Nordic Center provides a unique and convenient escape for cross-country skiers in the region. Explore the upper network for stunning views and variety or ski the Mt. Catherine loop for an epic outing. Nordic trail tickets must be purchased online and then picked up at the Nordic Center before heading out on the trails. Cellular network service is poor at the lodge, so we recommend taking a screenshot of your confirmation barcode for faster pickup



Summit Bike Park at Snoqualmie - Summit Central

The Summit Bike Park offers high-speed lift access to 11 different trails over 10-miles of machine-built flow trails and technical downhill trails. You'll find everything from classic flowing single track through the forest to rowdy rock slabs and thrill inducing downhill descents.
The bike park is located at Summit Central (a 7-10-minute bike ride) and you'll access the trails from the Silver Fir chairlift.
Open Thursdays-Sundays and holidays, you can find a bike park map, hours of operations and lift prices

HIKES NEAR LAKE KACHESS

Kachess Lake Shoreline Walk

Easy • Out and back • Distance varies

Start at the Kachess Campground recreation area on the northwest shore. When day-use access is open, explore the public shoreline near the recreation area and turn around whenever you like.

Kachess Campground information

Rachel Lake via Box Canyon

Moderate to strenuous • 7 miles round trip

Follow Box Canyon Creek through the forest before a steep climb to an alpine lake. From Kachess Lake Road, take Forest Road 4930 to the Rachel Lake trailhead. Check seasonal road access and permit requirements.

Rachel Lake trail details

Lake Easton State Park

Easy shoreline walk or moderate 5.2-mile loop

Start in the day-use area at 150 Lake Easton State Park Rd. Enjoy a short lakeside stroll or follow the longer loop through Easton and along part of the Palouse to Cascades State Park Trail. A Discover Pass is required.

Lake Easton trail details

Coal Mines Trail

Easy • Out and back • Up to 5.5 miles one way

Start near Flagpole Park in Cle Elum. This wide gravel trail follows an old rail route past remnants of local coal mining. Turn around whenever you like, or continue through Roslyn toward Ronald.

Coal Mines Trail details

CHECK ACCESS BEFORE YOU GO

Little Kachess Trail #1312 is listed as closed through April 30, 2027, unless reopened sooner. Check the latest Forest Service alerts and seasonal access before heading out.

BOOK DIRECT AND SAVE

We hope you had a wonderful stay and would love to host you again! Please use the QR code below to follow us on Instagram for exclusive promotions and updates for returning guests.

Don't forget to tag us in your favorite moments—doing so will automatically enter you to win a free night at one of our properties!

Lastly, remember that booking directly with us at ***www.blueskyretreats.com*** guarantees the best price. We can't wait to host you again!



FOLLOW US
ON INSTAGRAM

Blue Sky
RETREATS