

WELCOME TO HARMONY PINES HAUS

Blue Sky
RETREATS

Retreat. Relax. Recharge.

We are genuinely excited for you and your guests to experience the adventure, rest and relaxation, and community in Suncadia and this Blue Sky Retreats Home.

To that end, we have designed this guide to ensure your stay is as effortless and enjoyable as possible. From check-in instructions, to hot tub details, to popular local adventures and our favorite restaurants, pubs and shops, our goal is to provide you with all you need to know.

Each Blue Sky Retreats home has been carefully curated and we hope you experience the same peace, wonder and relaxation we enjoy every time we visit. The homes we represent are an extension of that experience, and we are thrilled to share them with you. We kindly ask that you treat them with care—for the enjoyment of future guests.

We strive to provide a 5-star experience and encourage you to share any and all feedback with us directly. If there's anything specific that will enhance your comfort or make your stay more memorable, please text us through the online travel portal or call 509-260-8277. We will respond as quickly as possible.

Thank you for choosing a Blue Sky Retreats home. Now discover what we mean when we say retreat, relax, recharge.



Warm regards,

Santo Criscuolo

Blue Sky Retreats Founder

TABLE OF CONTENTS

This guide will tell you all about our home. Please take a moment to review to make the most out of your stay. The links below will take you to the specific page.

Emergency Services

Entering our Home and Fire Safety

Hot Tub Guidelines

Outdoor Grill

Outdoor Gas Fire Pit

Heating & A/C Instructions

Smart TVs and Laundry

How to Use Kitchen Appliances

Dishwasher

Keeping our Home Fresh

Parking

Game Room

Suncadia Restrictions

Departure Information

Snoqualmie Pass and Driving Conditions

Restaurant Guide

Local Adventures

Suncadia Social

Hikes

Groceries

Book Direct & Save

URGENT CARE & EMERGENCY PHONE NUMBERS

For emergency services, **immediately call 911**. Do not delay if you feel an emergency situation has arisen. All Blue Sky Retreats are equipped with fire extinguishers and first aid kits. They are usually located under the kitchen sink, above the refrigerator, in the pantry or the laundry room.

EMERGENCY SERVICES

Cle Elum Medical Center
201 Alpha Way, Cle Elum, WA 98922
509-674-5331

KVH Urgent Care
214 W. First Street, Cle Elum, WA 98922
509-674-6944

Cle Elum Fire Department
301 Pennsylvania Avenue, Cle Elum, WA 98922
509-674-2991

Cle Elum Pharmacy
115 W 1st St, Cle Elum, WA 98922
509-852-0123

Cle Elum Police Department
807 W 2nd St, Cle Elum, WA 98922
509-674-2991

BEFORE ENTERING A BLUE SKY RETREATS HOME

We will greatly appreciate it if you remove your shoes before entering any of the Blue Sky Retreats homes. You can place them on the rubber trays just inside the door, leave them outside on the patio or in the garage depending on which Blue Sky Retreats home you are staying in. This will protect our hardwood floors and carpet from damage and ensure it is always in great condition for future guests.

All Blue Sky Retreats homes are strictly non-smoking/vaping. Smoke detected inside will result in an additional $150 cleaning fee to fumigate the home. If you want to smoke, please step outside and away from the home.

FIRE SAFETY

Fire risk is high throughout the year in Suncadia and at Snoqualmie Pass. Never throw cigarette butts or cigars into the forest, as this can lead to wildfires.



QUIET HOURS

Please keep noise to a minimum between 9PM to 9AM. All Blue Sky Retreats homes are located in friendly and welcoming communities and, although this is a vacation destination, it's home to many residents. As such we ask that you respect their privacy and their right to a peaceful existence.

Thank you for your understanding.

PARKING

Two cars can be parked in the driveway at Harmony Pines Haus. There are additional first-come first-serve spaces near the round-about which is off to the left as you look from the driveway back towards the road.

Please do not park on the grass or in the street. Hot exhaust systems and engines can easily ignite the dry grass, and or, you'll drive over the irrigation system sprinkler heads damaging them. **Parking on the street or on the grass will result in a $500 fine from the homeowner's association which you'll be required to pay.**

DISHWASHER

Please only use the dishwasher-specific pods. Please do not use liquid soap in the dishwasher. Using liquid dish washing soap e.g. Dawn, will create excessive suds, leading to water and soap overflowing from the dishwasher. This will cause damage to floors, cabinets, and baseboards that you'll be responsible for.



BUNK BEDS

The bunk beds are designed specifically for children. They are not built to support more than 150 lbs. For everyone's safety, please do not exceed this weight limit.

NO PARTIES

Absolutely no parties, hosted lunches, dinners, or gatherings allowed. Do not exceed the maximum number of guests for this home. If you will be having more than two day-guests, please inform us 24 hours in advance.

Ignoring these rules will result in additional charges.



HOT TUB GUIDELINES

For your safety and to keep the hot tub clean and enjoyable for everyone, please follow these important guidelines:

Age Restriction: No one under the age of 16 is allowed in the hot tub unless accompanied by an adult.

Enter and exit the hot tub slowly.
No jumping or diving.
Elderly persons and pregnant women should consult with a physician before use. Anyone with heart disease, diabetes, high or low blood pressure or any serious illness should consult with a physician before use.

Do not enter if temperature is over 104 degrees.
Limit your soak to 15 minutes and cool before re-entry.



Food and Drinks

No food or drinks are allowed in the hot tub.
No glass is permitted around the hot tub.

Spills

Spilled food or drinks will require the hot tub to be drained and cleaned.
Spills can also damage the jet and filter systems.

DAMAGE CHARGES

Do not sit on the hot tub cover. It is not made to withstand any weight.
Any damage caused by inappropriate use will be charged to the guest.
Cost to Drain and Clean: $275
Cost of New Filters: Averages $50 per filter
Cost to Replace Hot Tub Cover: $2,000-$3,000
Cost to Repair Pump and or Jets: Several thousand.

OPENING THE HOT TUB COVER

To open: Unhook latches on each side of the hot tub.
Gently lift front half of cover and fold it back. This is easier to do with two people.
Photos: With one person on each side, lift the bar and set it to standing position at the back of the hot tub.







Adjusting the Hot Tub Temperature: The display panel and your finger must be dry in order for the touch screen to work. Once screen and finger are dry, run your finger in a circular motion along the circle to increase or decrease the temperature.

If the Hot Tub Isn't Warm and the control panel doesn't seem to work: Please call 509-260-8277 and we help you trouble shoot it.

Closing the Hot Tub Cover: With one person standing on each side, gently push bar and cover towards front of hot tub. Then unfold the front half of the cover. Secure the cover with the latches on each side of the front of the tub.

Please be sure the covers skirt remains outside, not tucked underneath.

Thank you for treating the hot tub with care. Following these steps helps maintain a safe, enjoyable experience for you and future guests.

OUTDOOR GRILL

All of the Blue Sky Retreats single family homes are equipped with an outdoor grill. They are either powered by natural gas or propane. In either case, **open up the gas valve near the wall, or open up the valve on the propane tank.**

Push and turn the main burner knob and then push the igniter.

If the igniter doesn't spark, the battery may have died. Pull the igniter knob off and replace the battery. Most grills require one double AA battery, and you can find them in one of the kitchen drawers.

If you can't find a battery, or you replace it and the igniter won't spark, you can manually light the burners with a long neck lighter. Turn the burner on, quickly light the lighter and place the tip near the burner. You'll have to do this for each burner.

When finished cooking, turn the burners off and shut off the valve.

Please do not leave any food on the grill as it attracts insects, rodents and bears.

If the propane tank is empty, please let us know.



OUTDOOR GAS FIREPIT

Firepit has a timer on it.

Please read carefully before lighting the outdoor gas firepit.

Gather firepit key and lighter: These are typically located in a kitchen drawer or on the windowsill near the door to the back patio.

Lighting the Firepit:

1. Remove cover if firepit has cover. Please gently lean it nearby.
2. Open the compartment on the side of the firepit and find the timer and start switch. Make sure it is in the closed position.
3. Insert the key into the valve on the outside of the firepit and gently turn it to the open position.
4. Have the lighter ready near the top of the firepit.
5. Turn timer past "1", turn the red button, then quickly ignite the lighter and lower it toward the firepit. The gas should ignite immediately.

Important Safety Note: Keep your face away from the firepit when lighting. Do not let gas run for more than a couple of seconds before igniting, as this can cause a fireball that may singe hair, skin, or clothing.

Turning Off the Firepit: When finished, **gently push the red button or let the timer count down and it will automatically shut off.**



HEATING & A/C

available in all rooms

The Main House thermostat is located on the second floor to the right of the laundry room door. Press the keypad gently and it will light up. Leave setting on Auto and then increase or decrease to desired temperature.

The Bonus Suite above the garage is heated and cooled by a Mitsubishi heat pump that is located on the wall above the kitchenette sink. The heat pump is controlled by a remote control which you will find on the counter.
Important: Always return the remote control to its shelf above the sink to ensure it's easy to find for future use.

To Adjust the Temperature, gently slide the cover open and if it isn't on, push the red on/off button.
The arrow buttons increase or decrease the temperature.
You must first make sure that it is in the right "mode," See mode button below the on/off button. Press the mode button to toggle back and forth between either the sun icon (for heat) or the snowflake icon (for cool).
Then use the arrows to set the desired temperature.

In the winter, keeping the door to the stairs closed helps the bonus suite heat up faster and stay warm. Keeping it closed in the summer helps it cool faster and stay cool.

To Adjust the Bathroom Temperature, press the down or up arrows to set the desired temperature. Please do not set it over 72 degrees at any time.

Thank you for following these guidelines to maintain a comfortable environment in the Bonus Suite.

KEEPING OUR HOME FRESH

Trash

Once kitchen trash bins are full, please take trash out to the large trash bins at the back of the garage. Look for the double doors on the back of the exterior wall of the garage. If the bins are full, double bag the garbage, and leave next to garbage bins or on top of them.

For the health of our plumbing, and to prevent disruption of future guest stays, please place period products in the bin provided.

Please place used diapers in a plastic bag, tie it securely, and dispose of it in the trash bin. This helps keep our space fresh for everyone! We appreciate you helping us keep our homes clean and fresh.

SMART TVS

All Smart TVs allow you to sign into your favorite streaming apps... Netflix, Disney, Hulu, YouTube TV., etc.

All Smart TVs are the same brand, and all remotes will work with any of the TVs. However, **please try to keep remotes in the room that you find them in.**

If TVs will not power on, please check to ensure the TV is plugged in. The power cords are usually behind the TVs or just below them.

If the indoor remote keeps turning on the outdoor TV, please unplug the outdoor TV. When using the outdoor TV, please remove the remote from the pocket on the back of the TV cover. It is located on the left-hand side of the TV. Gently remove the cover and store it in the garage until you leave. Replace the cover before checking out.

From October through April, please cover the TV after each use to protect it from adverse weather conditions.

LAUNDRY (not required)

Typically, there is no need for you to do any laundry when staying for two or three days. Simply put used towels and or linens on the laundry room floor.

Laundry Guidelines (if needed):

Clothing: Do not fill the drum more than halfway. For example:

Limit to five adult clothing items (e.g., two pairs of pants and three shirts).

Towels: Limit to four full-sized towels and four hand towels.

Sheets: Limit to three sheets and three pillowcases.

Important Note: Exceeding these limits can cause damage, specifically by breaking the pistons that support the drum. The cost to replace these pistons is nearly $700 to $1,000.

KITCHEN APPLIANCES

BOSCH OVEN + STOVE TOP

Turn On Gas Burners: Gently push in the knob and turn to the desired temperature. You'll hear the igniter clicking—keep the knob pressed in for 3-5 seconds, then release. You may hear the igniter click a bit longer as the flame stabilizes.

Turn On Oven: Push the knob in gently and turn it a quarter turn to halfway. You'll hear the igniter clicking (similar to the burners). Hold the knob in for 3-5 seconds until you hear the oven ignite. If you'd like, you can check for the blue flame by looking at the bottom inside the oven.

Adjust Temperature: Once ignited, release the knob and set the temperature as needed. The igniter may continue clicking briefly.

DISHWASHER

Please do not use liquid soap in the dishwasher. Using liquid dish washing soap e.g. Dawn, will create excessive suds, leading to water and soap overflowing from the dishwasher. This will cause damage to floors, cabinets, and baseboards that you'll be responsible for. Please only use the dishwasher-specific pods provided.



GAME ROOM USE & GUIDELINES

Welcome to the game room—designed for fun and relaxation for all guests! To ensure everyone can enjoy these amenities, we kindly ask that you review and follow these guidelines:

Please treat all games and equipment with care and respect, so everyone—current and future guests—can enjoy them.

After each use, turn off all game tables to help us keep everything in great condition.

All games are inspected after every stay. Any costs to repair or replace games or missing pieces will be charged to the responsible guest.

Please do not pound on the game buttons and avoid leaning on the games to prevent damage.

If anything is damaged or stops working, kindly notify us immediately so we can arrange repairs before the next guest arrives.

Thank you for helping us keep the game room enjoyable for everyone!





SUNCADIA RESTRICTIONS

Suncadia Resort enforces specific policies regarding access to its amenities and the use of certain vehicles:
These restrictions are due to Suncadia policies that are outside of our control. You will not be charged an $80 to $110 nightly “resort fee” when renting this vacation home.

Pool and Fitness Center Access: Guests may not have access to the Suncadia Swim and Fitness centers, including the Nelson Farm Pool, due to resort policies. These restrictions are beyond the control of individual property owners or rental agencies.

Vehicle Restrictions: The use of all-terrain vehicles (ATVs) and snowmobiles is prohibited within the resort premises, in line with Suncadia’s regulations.

No parking the street, shoulders or vegetation. Vehicles parked in these areas may be fined or towed at the owner’s expense. Moreover, parking hot cars on shoulders or vegetation may cause fires.

DEPARTURE INFORMATION

CHECK-OUT: 11AM

We will appreciate it if you perform a few routine tasks before you leave:

Turn off all lights and TVs.
Turn off the fireplace.
Put all wet or used towels in laundry room floor.
Close all windows.
Please open all sink cabinets before leaving during the cold season November to March. This will help prevent pipes from freezing.

Remove garbage from kitchen and place in the trash bins located in the garbage room which is located at the back of the garage. Look for the double doors on the back of the exterior wall of the garage. If trash bins are full, please tie off trash bag and leave next to the garbage bins. **Please make sure the doors are completely closed.**

Winter Departure Settings

Main House: Please set thermostat to heat when temperature drops below 70˚F.
Bonus Suite Main Room: Please set thermostat to heat when temperature drops below 70˚F. Please also close the door to the stairs.
Bathroom: Please set thermostat to 70˚F, and leave bathroom door open.
Heater at Bottom of Stairs: Please set thermostat to heat when temperature drops below 55˚F

Summer Departure Settings

Please set main house and bonus suite main room to cool when temperature reaches 78˚F. Turn off bathroom heater in bonus suite as well as heater at bottom of the stairs.

Additional Cleaning and Damage Policies

If the home is left excessively dirty (e.g., food on counters/walls, debris in the microwave, spills in the refrigerator, dirt/sand/garbage on floors, or furniture moved), or if the hot tub is soiled, additional charges will apply:

Additional Cleaning: $75 per hour for each additional hour required beyond the standard four hours of cleaning.

Delayed Check-In for Next Guest:
$100 per hour for any delay caused to the next guest's check-in.

Lost Income: If the condition of the home results in the next guest being unable or unwilling to stay, you will be charged for any lost income.

Note: *This policy is designed to protect the condo, our business, and the experience of future guests. Unfortunately, due to previous incidents of disregard, these measures are necessary to maintain the quality of the property and ensure a positive experience for all. We appreciate your understanding and cooperation.*

SNOQUALMIE PASS / I-90 TRAFFIC & ROAD CONDITIONS

From December to March, it is always a good idea to check the weather and road conditions on Snoqualmie Pass. While I-90 is at only 3,200 feet, cold air from the east side of the Cascades collides with super moist air from the west often resulting in large dumps of snow in a very short time period. All-wheel drive and even traction devices may be required.

From Memorial Day to Labor Day, it is always a good idea to check traffic conditions. With the exception of holiday weekends, traffic is rarely an issue. However, there may be delays due to construction.

You can check traffic and weather conditions for Snoqualmie Pass / I-90 on the wsdot.com website:
https://wsdot.com/travel/real-time/mountainpasses/Snoqualmie



RESTAURANT GUIDE

Welcome to a mouthwatering journey through our neighborhood's dining scene! This guidebook will lead you to the best spots for every craving—from cozy breakfast nooks to upscale dinner destinations.

The Coal Chute Cafe and Pub 719 S. 1st St. Roslyn, WA 98941 (509) 649-5317

Beau's Pizza & Pasta 124 E. 1st St. Cle Elum, WA 98922 (509) 674-9798

The Sunset Cafe 318 E. 1st St. Cle Elum, WA 98922 (509) 674-2241

The Brick Saloon 100 W. Pennsylvania Ave. Roslyn, WA 98941 (509) 649-2643

The Source Plates & Pours 3600 Suncadia Trail, Cle Elum, WA 98922 (509) 649-6473

The Stove House 3320 Suncadia Trail, Cle Elum, WA 98922 (509) 649-6403

Swiftwater Cellars 301 Rope Rider Dr. Cle Elum, WA 98922 (509) 674-6555

Pioneer Coffee Roasting Co 121 N. Pennsylvania Ave. Cle Elum, WA 98922 (509) 674-4100

Roslyn Old Company Mercantile 107 W. Pennsylvania Ave. Roslyn, WA 98941 (509) 649-3078

MaMa Vallone's Steak House 302 W. 1st St Floor 2, Cle Elum, WA 98922 (509) 674-5174

Cottage Cafe & Fireside Lounge 911 E. 1st St #1341, Cle Elum, WA 98922 (509) 674-2922

Basecamp Books and Bites 110 W. Pennsylvania Ave. Roslyn, WA 98941 (509) 649-3821

Roslyn Mexican Grill 103 W. Pennsylvania Ave. Roslyn, WA 98941 (509) 649-3599

Sahara Pizza 513 E. 1st St. A, Cle Elum, WA 98922 (509) 674-5444

El Caporal Mexican Restaurant 105 W. 1st St. Cle Elum, WA 98922 (509) 674-4284

The Wild Flora Bakery 110 S. Oakes Ave. #150, Cle Elum, WA 98922 (509) 519-4567

You'll find descriptions and links to each restaurant in the digital home guides we sent with your check-instructions.

LOCAL ADVENTURES

Welcome to our community's hidden gems and must-see hot spots! This guidebook highlights the top local attractions that will make your trip truly unforgettable.



Pavilion Glice-Skating Rink 2141 Swiftwater Dr. Cle Elum, WA 98922
Enjoy the thrill of ice skating at our rink made from Glice—a synthetic material that acts like ice, without melting. It looks like ice. It acts like ice. It's slick like ice. But it's not. It's Glice, and it requires less power and water, making it an environmentally friendly alternative to a traditional ice rink. Whether you're a seasoned skater or taking your first strides on the Glice, the Pavilion Glice-Skating Rink offers a welcoming and exhilarating environment, perfect for individuals, families, and friends.



Snow Tubing 3320 Suncadia Trail, Cle Elum, WA 98922
Fun for all ages, Suncadia will groom the hill that serves as the Prospector Golf Course driving range every weekend and most weekdays during the holiday season when there is enough snow. The driving range is located across the street from the main Suncadia Lodge and if you're staying at the Cowboy Corner Condo at the Trailhead Condominiums, walk right out the back door! This hill is easy enough for all but the very young to walk up and pull their tube.



Cross-Country Skiing & Snowshoeing
3520 Suncadia Trail, Cle Elum, WA 98922
Suncadia Resort offers over 50 miles of groomed trails for classic and skate skiing, as well as a dedicated snowshoeing trail. The terrain is varied, with some areas featuring gentle rolling hills, and other areas with more challenging inclines and descents.

Trails are groomed regularly, and maps are available. Bring your own skis or snowshoes or rent them at Prospectors Pro/Winter Shop, across the street from the main Suncadia Lodge and next to the Prospector Driving Range. *Snowshoes also available to rent.*

LOCAL ADVENTURES CONTINUED



Nelson Farm Park & Bike/Skate Pump Track 2141 Swiftwater Dr. Cle Elum, WA 98922 A family-friendly outdoor recreation area, newly enhanced to provide an exciting experience for riders of all ages and skill levels. The park includes a 455-foot pump track, designed by Velosolutions and American Ramp Company, which allows riders to navigate banked turns and mounds through momentum alone, making it both accessible and fun for beginners and experienced riders alike. The park also includes a kid-friendly rugged obstacles to climb, swings and more.



Glade Spring Spa 3600 Suncadia Trail, Cle Elum, WA 98922 Offers a tranquil, nature-inspired retreat in the heart of the Cascade Mountains. The spa features outdoor mineral pools, saunas, steam rooms, and various massage and skin care treatments. Surrounded by natural beauty, the spa creates a serene environment to relax and rejuvenate both mind and body.



Prospector Golf Course 3320 Suncadia Trail, Cle Elum, WA 98922 Prospector Golf Course, located within the Suncadia Resort in Cle Elum, Washington, is an 18-hole, 7,100-yard mountain course designed by the Palmer Course Design Company. The course features rolling fairways, medium-sized greens, and numerous water features, offering a challenging yet enjoyable experience for golfers of all skill levels. Surrounded by the natural beauty of the Cascade Mountains, Prospector provides stunning views and a serene golfing environment.

LOCAL ADVENTURES CONTINUED



Rope Rider Golf Course 301 Rope Rider Dr. Cle Elum, WA 98922
Rope Rider Golf Course, located within the Suncadia Resort in Cle Elum, Washington, is an 18-hole course designed by Jacobsen Hardy Golf Course Design. The course is built along the historic Roslyn Mines No. 9 and No. 10, featuring Tipple Hill—a 120-foot coal tailings rise. Named in honor of miners who balanced on roped coal cars, Rope Rider offers a challenging experience with over 7,300 yards from the tips. It also accommodates family golf outings, providing youth tees on every hole and shorter three- and six-hole loops for quick sessions.



Lake Cle Elum 803 W. 2nd St. Cle Elum, WA 98922
Visitors enjoy a range of outdoor activities at Cle Elum Lake, including boating,fishing, kayaking, paddle boarding, and swimming. The lake is home to various fish species, such as rainbow trout, kokanee salmon, and small mouth bass. Along its shores, there are numerous camping spots and picnic areas, ideal for families and outdoor enthusiasts



Bike Rentals at the Pavillion 431 Coal Mine Way, Cle Elum, WA 98922
Bikes for all ages and skill levels are available to rent at the Pavillion. Explore the 40 plus miles of trails within Suncadia or anyone of the trails in the surrounding area of Cle Elum and Roslyn.

Available bikes: Bike with trailer, youth bikes, cruiser/hardtail mountain bikes, Pedal assist E-bikes (ages 16+) and full-suspension mountain bikes. Call (509) 260-4225 to reserve your bike.



Fishing & Rafting Let the good times flow! With nearby lakes, the Yakima and other rivers, plus the Cle Elum River flowing right through Suncadia, you can enjoy easy access to premier fly fishing, rafting and kayaking in a beautiful scenic settings.

Visit www.troutwaterflyshop.com/guide-service for details.

LOCAL ADVENTURES CONTINUED



Dawson Park 431 Coal Mine Way, Cle Elum, WA 98922
A 17-acre community park offering a variety of outdoor recreational activities. It includes an 18-hole disc golf course, pickleball, soccer and baseball fields, tennis and basketball courts, a coal mine-themed playground, and a dog park.



Roslyn Farmer's Market 100 W. Pennsylvania Ave. Roslyn, WA 98941
Roslyn Farmers Market is a vibrant, community-focused event held in the heart of Roslyn, WA. Just a 10 minute drive away, this market offers a fantastic selection of fresh produce, delicious prepared foods, and unique handmade crafts. Known for its welcoming atmosphere and quality offerings, it's regarded as one of the best farmers markets in the area. Whether you're looking to stock up on local goods or simply enjoy the lively ambiance, the Roslyn Farmers Market is a must-visit during the 2025 season!



The Roslyn Theatre 101 Dakota St. Roslyn, WA 98941
The Roslyn Theatre, located in Roslyn, Washington, is a historic single-screen cinema that has been a cherished part of the community since its opening in 1977. Originally a mortuary built in 1903, the building was transformed into a movie theater, offering a unique and intimate viewing experience. The theater showcases a mix of first-run films and classics, and is known for its cozy atmosphere and exceptional popcorn. In 2022, the theater underwent renovations to enhance the movie going experience while preserving its historic charm.

SUNCADIA SOCIAL

Suncadia Social is a welcoming collection of shops and gathering spots just a short stroll from The Lodge at Suncadia. Enjoy a cozy cup of coffee, browse local goods, or share a meal with friends—each space is designed to spark conversation, connection, and a true sense of community. Explore a new market, tasty new eateries, and charming local shops—all run by friendly faces. Suncadia Social is your new go-to spot for daily delights and discoveries!

Roslyn Grocery

G.H. Pasta & Pizza

A General Harvest Restaurant

Cutters Point Coffee

Alluvium Winery

Out West Trading Co.

Hive HomeGoods



GROCERY STORES

Owens Meats 502 E. 1st St. Cle Elum, WA 98922
Established in 1887, Owens Meats is a family-owned butcher shop renowned for its high-quality meats and specialty products. Often referred to as the "Candy Store for the Carnivore," the shop offers a wide selection of fresh cuts, smoked meats, sausages, and jerky. Their commitment to quality and tradition has made them a beloved institution in the Pacific Northwest.

Gemini Fish Market 425 E. 1st St. Cle Elum, WA 98922
Gemini Fish Market is a family-owned seafood market offering a wide selection of fresh, frozen, and live wild seafood sourced from around the world. Their offerings include oysters, salmon, crab, lobster, clams, mussels, halibut, and other seasonal fish. The market also features signature recipes such as crab cakes and salmon burgers, providing customers with unique and high-quality seafood options.

Safeway (Cle Elum) 804 W. 1st St. Cle Elum, WA 98922
Safeway in Cle Elum is a full-service grocery store offering a wide range of products, including fresh produce, meats, bakery items, and household essentials. The store also features a pharmacy, deli, and floral department, providing comprehensive shopping convenience for the community.

Roslyn Grocery 101 W. Pennsylvania Ave. Roslyn, WA 98941
Roslyn Grocery is a historic store located in Roslyn, Washington. Constructed between 1899 and 1912, the building has served various purposes over the years, including a saloon, clothing store, drug store, sundry store, and liquor store. It gained popularity as a tourist destination for fans of the CBS show "Northern Exposure," where it was featured as Ruth Ann's General Store. Today, Roslyn Grocery offers a selection of groceries, produce, dairy products, and unique items, catering to both locals and visitors.

LOCAL HIKES

Alltrails.com is a free service to find trailheads and descriptions about hiking in our area.

Teanaway Ridge Trail #1364

Rachel Lake Trailhead

Mirrow & Cottonwood Lakes (easy)

Pete Lake (easy)

Hyas Lake (easy)

Peoh Point Hike (easy)

Rachel Lake (moderate)

Manastash Lake (difficult)



BOOK DIRECT AND SAVE

We hope you had a wonderful stay and would love to host you again! Please use the QR code below to follow us on Instagram for exclusive promotions and updates for returning guests.

Don't forget to tag us in your favorite moments—doing so will automatically enter you to win a free night at one of our properties!

Lastly, remember that booking directly with us at Blue Sky Retreats guarantees the best price. We can't wait to host you again!



FOLLOW US
ON INSTAGRAM

Blue Sky
RETREATS