

WELCOME TO
SNOQUALMIE ALPINE RETREAT

Blue Sky
RETREATS

Retreat. Relax. Recharge.

We are genuinely excited for you and your guests to experience the adventure, rest and relaxation, and community in Suncadia and this Blue Sky Retreats Home.

To that end, we have designed this guide to ensure your stay is as effortless and enjoyable as possible. From check-in instructions, to hot tub details, to popular local adventures and our favorite restaurants, pubs and shops, our goal is to provide you with all you need to know.

Each Blue Sky Retreats home has been carefully curated and we hope you experience the same peace, wonder and relaxation we enjoy every time we visit. The homes we represent are an extension of that experience, and we are thrilled to share them with you. We kindly ask that you treat them with care—for the enjoyment of future guests.

We strive to provide a 5-star experience and encourage you to share any and all feedback with us directly. If there's anything specific that will enhance your comfort or make your stay more memorable, please text us through the online travel portal or call 509-260-8277. We will respond as quickly as possible.

Thank you for choosing a Blue Sky Retreats home. Now discover what we mean when we say retreat, relax, recharge.



Warm regards,

Santo Criscuolo

Blue Sky Retreats Founder

TABLE OF CONTENTS

This guide will tell you all about our home. Please take a moment to review to make the most out of your stay. The links below will take you to the specific page.

Emergency Services

Entering our Home and Fire Safety

Wood Stove

In floor radiant heat

Outdoor Grill

Ceiling Fan

Gear Dryer

Smart TVs and Laundry

How to Use Kitchen Appliances

Dishwasher

Keeping our Home Fresh

Parking

Departure Information

Snoqualmie Pass and Driving Conditions

Restaurant and Groceries

Skiing and Snowboarding

Local Adventures

Hikes

Book Direct & Save

URGENT CARE & EMERGENCY PHONE NUMBERS

For emergency services, **immediately call 911**. Do not delay if you feel an emergency situation has arisen.

Snoqualmie Ridge Urgent Care
9801 Frontier Ave SE Snoqualmie, WA 98065
425-831-3800

Snoqualmie Valley Hospital
9801 Frontier Ave SE Snoqualmie, WA 98065
425-831-3800

Snoqualmie Police Department
34825 SE Douglas Street, Snoqualmie, WA 98065
425-888-3333

Safeway Pharmacy
34828 SE Douglas St, Snoqualmie, WA 98065
425-831-0061

BEFORE ENTERING A BLUE SKY RETREATS HOME

We will greatly appreciate it if you remove your shoes before entering any of the Blue Sky Retreats homes. You can place them on the rubber trays just inside the door, leave them outside on the patio or in the garage depending on which Blue Sky Retreats home you are staying in. This will protect our hardwood floors and carpet from damage and ensure it is always in great condition for future guests.

All Blue Sky Retreats homes are strictly non-smoking/vaping. Smoke detected inside will result in an additional $150 cleaning fee to fumigate the home. If you want to smoke, please step outside and away from the home.

FIRE SAFETY

Fire risk is high throughout the year at Snoqualmie Pass.
Always check the Washington State Department of Natural Resources Burn Portal before starting a fire in or outside the house. https://burnportal.dnr.wa.gov/
Never throw cigarette butts or cigars into the forest, as this can lead to wildfires.



QUIET HOURS

Please keep noise to a minimum between 9PM to 9AM. All Blue Sky Retreats homes are located in friendly and welcoming communities and, although this is a vacation destination, it's home to many residents. As such we ask that you respect their privacy and their right to a peaceful existence.

Thank you for your understanding.

Please do not park on the grass or in the street. Hot exhaust systems and engines can easily ignite the dry grass, and or, you'll drive over the irrigation system sprinkler heads damaging them. Parking on the street or on the grass will result in a $500 fine from the homeowner's association which you'll be required to pay.

Please only use the dishwasher specific pods. Please do not use liquid soap in the dishwasher. Using liquid dish washing soap e.g. Dawn, will create excessive suds, leading to water and soap overflowing from the dishwasher. This will cause damage to floors, cabinets, and baseboards that you'll be responsible for.

The bunk beds are designed specifically for children. They are not built to support more than 150 lbs. For everyone's safety, please do not exceed this weight limit.

KEEPING OUR HOME FRESH

For the health of our plumbing, and to prevent disruption of future guest stays, please place period products in the bin provided.

Please place used diapers in a plastic bag, tie it securely, and dispose of it in the trash bin. This helps keep our space fresh for everyone! We appreciate you helping us keep our homes clean and fresh.

NO PARTIES

Absolutely no parties, hosted lunches, dinners, or gatherings allowed. Do not exceed the maximum number of guests for this home. If you will be having more than two day-guests, please inform us 24 hours in advance.

Ignoring these rules will result in additional charges.

WOOD STOVE

Firewood is available next to the stove, with more on the deck, and just to your left as you exit the garage through the garage bay door.

To start a fire: Place fire starter material, or paper, and small logs in wood stove, then light. The stove gets very hot—do not touch and supervise young children.

When leaving or going to bed, ensure the fire is safely contained and close the damper.

Do not touch any part of the stove or the stove pipe except for the door handle once you've started a fire and for at least six hours after the fire has gone out. Touching the stove during a fire or within the six-hour window will result in injury.

Do not lean any materials or clothing against the stove at any time.

Keep all furniture at least four feet away from the stove.



IN-FLOOR RADIANT HEATING

Snoqualmie Alpine Retreat is heated by in-floor radiant heating. This system is more energy efficient while also creating more consistent temperatures throughout a home compared to traditional forced air system.

It operates differently from forced air heating in that it takes much more time to change the temperature in the home. The best plan is to leave it set at 70 degrees.

The thermostat is located in the primary bathroom.

You can use the ceiling fan in the main room to push warm air from the high ceilings down towards the floor.

Please always keep the garage bay and entry way doors closed once you've entered the home. Leaving them open October through April, will cause the temperature in the house to drop significantly.

Igniting a fire and the portable space heater can accelerate temperature changes if needed.



CEILNG FAN

The on / off switch and remote control is located on the left hand wall at the entrance to the hallway. Standing in the main room, looking down the hall towards the bedrooms, look to your left. There is a switch that looks like a typical light switch and next to it, there is a remote control.



Flip switch up, and then press power button to turn on the fan.

Then press 1, 2, or 3 to control the speed.

To turn off the fan, hit power button on the remote, flip switch down, and replace remote.

OUTDOOR GRILL

All of the Blue Sky Retreats single family homes are equipped with an outdoor grill. They are either powered by natural gas or propane. In either case, **open up the gas valve near the wall, or open up the valve on the propane tank.**

Push and turn the main burner knob and then push the igniter.

If the igniter doesn't spark, the battery may have died. Pull the igniter knob off and replace the battery. Most grills require one double AA battery, and you can find them in one of the kitchen drawers.

If you can't find a battery, or you replace it and the igniter won't spark, you can manually light the burners with a long neck lighter. Turn the burner on, quickly light the lighter and place the tip near the burner. You'll have to do this for each burner.

When finished cooking, turn the burners off and shut off the valve.

Please do not leave any food on the grill as it attracts insects, rodents and bears.

If the propane tank is empty, please let us know.

GEAR DRYER

The GearDryer located in the garage can handle up to six pairs of boots at a time, or a combination of two pairs of boots, two pairs of gloves and two helmets.

How to Dry Gloves with the Wall Mount 12 GearDryer

The key to drying any gear item is to promote good airflow into and out of the enclosed spaces in gear (like the toe of a boot or the finger in glove). Air enters the enclosed space, absorbs some moisture, and the travels back out. If the air can't get in and out easily, the gear won't get dry.



The easiest way to dry gloves:
Simply remove the 90-degree fitting at the end of the port so air is blowing directly into the glove. Also take care to ensure the cuff of the glove is not too tight at the base of the port so air can easily escape. For gloves we often like to take it a step further by removing the 45-degree fitting at the base of the port as well. The port is then attached to the GearDryer at a 90-degree angle. This configuration allows the cuff to hang away from the base of the port to allow better airflow in and out of the glove.

How to Dry a Ski Helmet with the Wall Mount 12 GearDryer

A ski or snowboard helmet can get sweaty and damp after just a few runs, and no one likes to start the day with a damp, smelly helmet on their head. Putting your helmets on the GearDryer after every outing is the best way to keep them dry and fresh. We've found the best way to dry helmets is to: 1) have the ports extend from the dryer at a 45-degree angle, with the 90-degree fitting at the end of the port removed. 2) use 2 side-by-side ports for each helmet. This will promote good airflow throughout both helmets.

SMART TV

The 65" TV located in the loft allows you to sign into your favorite streaming apps... Netflix, Disney, Hulu, YouTube TV etc.

Internet and streaming is via satellite and being nestled in the woods means the signal may come and go from time to time. A great reason to unplug and connect with the beautiful surroundings.



Occasionally, the TV will disconnect from the wi-fi. If this happens, don't worry.
It is easy to connect.

Turn on the TV.

From the home screen, scroll up to settings. Click once.

Scroll right to Network. Click once.

Scroll right to About. Click once.

Scroll right to Wireless. Click once.

A wireless scan will start.

Click once on SkiFi.

The password page will load. The password is already entered.
All you have to do is click connect.

Once connected, click on the home button the remote.

LAUNDRY (not required)

Typically, there is no need for you to do any laundry when staying for two or three days. Simply put used towels and or linens on the laundry room floor.

Laundry Guidelines (if needed):

Clothing: Do not fill the drum more than halfway. For example:

Limit to five adult clothing items (e.g., two pairs of pants and three shirts).

Towels: Limit to four full-sized towels and four hand towels.

Sheets: Limit to three sheets and three pillowcases.

Important Note: *Exceeding these limits can cause damage, specifically by breaking the pistons that support the drum. The cost to replace these pistons is nearly $700 to $1,000.*

KITCHEN APPLIANCES

FRIGIDAIRE REFRIGERATOR

Please do not use the built-in water dispenser as it is currently out of order. Instead, please use the Brita water pitcher.

DISHWASHER

Please do not use liquid soap in the dishwasher. Using liquid dish washing soap e.g. Dawn, will create excessive suds, leading to water and soap overflowing from the dishwasher. This will cause damage to floors, cabinets, and baseboards that you'll be responsible for. Please only use the dishwasher-specific pods provided.



EXTRA AMENITIES

Portable Heater: Feel free to move the small black portable heater around the home to increase your comfort. Please place it at least 24" away from any furniture and always turn it off before going to sleep or leaving the chalet.

Portable Fan: You can also use the portable fan to moderate the temperature should any of the rooms become too warm which can happen occasionally with radiant in-floor heating.

PARKING

Garage and Parking Information

You may pull one vehicle into the garage. Please keep garage bay doors closed after you pull your vehicle in or out to help maintain the temperature in the cabin. Additional Parking: You may park up to four vehicles in the driveway.

Please do not park in the street or allow your vehicles to stick out into the street. This prevents the road from being plowed in the winter making it difficult for other guests and homeowners to access their homes. In the summer, hot cars can often cause fires when parking too close to vegetation.

Occasionally, snowfall accumulates too fast for the driveway to be cleared before guests arrive and or after they arrive. If the snow is too deep or not completely cleared, please do not park in the garage as you run the risk of being stuck. Always check the weather report and leave car in driveway rather than pulling into the garage if the report indicates heavy snowfall.



DEPARTURE INFORMATION

CHECK-OUT: 11AM

We will appreciate it if you perform a few routine tasks before you leave:
Turn off all lights and TVs.
Turn off the fireplace.
Put all wet or used towels in laundry basket.
Close all windows.
Please open all sink cabinets before leaving during the cold season November through March. This will help prevent pipes from freezing.
Please leave temperature set at 70 degrees.
Please remove garbage from kitchen and place in the trash bins located in the garage. If trash bins are full, please tie off trash bag and leave next to the garbage bins.

Additional Cleaning and Damage Policies:
If the home is left excessively dirty (e.g., food on counters/walls, debris in the microwave, spills in the refrigerator, dirt/sand/garbage on floors, or furniture moved), or if the hot tub is soiled, additional charges will apply:

Additional Cleaning: $75 per hour for each additional hour required beyond the standard four hours of cleaning.

Delayed Check-In for Next Guest: $100 per hour for any delay caused to the next guest's check-in.

Lost Income: If the condition of the home results in the next guest being unable or unwilling to stay, you will be charged for any lost income.

Note: *This policy is designed to protect the condo, our business, and the experience of future guests. Unfortunately, due to previous incidents of disregard, these measures are necessary to maintain the quality of the property and ensure a positive experience for all. We appreciate your understanding and cooperation.*



^ Back to Table of Contents | Guest Support: 509-260-8277

SNOQUALMIE PASS / I-90 TRAFFIC & ROAD CONDITIONS

From December to March, it is always a good idea to check the weather and road conditions on Snoqualmie Pass. While I-90 is at only 3,200 feet, cold air from the east side of the Cascades collides with super moist air from the west often resulting in large dumps of snow in a very short time period. All-wheel drive and even traction devices may be required.

From Memorial Day to Labor Day, it is always a good idea to check traffic conditions. With the exception of holiday weekends, traffic is rarely an issue. However, there may be delays due to construction.

You can check traffic and weather conditions for Snoqualmie Pass / I-90 on the wsdot.com website:
https://wsdot.com/travel/real-time/mountainpasses/Snoqualmie



RESTAURANTS

Welcome to a mouthwatering journey through our neighborhood's dining scene! This guidebook will lead you to the best spots for every craving—from cozy breakfast nooks to upscale dinner destinations.

Summit Pancake House and Lounge 603 State Route 906, Snoqualmie Pass, WA 98068

Red Mountain Coffee 773 WA-906, Snoqualmie Pass, WA 98068

The Commonwealth Pub 10 Pass Life Way, Snoqualmie Pass, WA 98068

Dru Bru - Snoqualmie Pass Dru Bru - Snoqualmie Pass

GROCERIES

Grocery options at Snoqualmie Pass are limited. It is a good plan to stop in Issaquah or Snoqualmie/North Bend before heading up to the pass.

Gemini Fish Market: 1410 NW Gilman Blvd, Issaquah, WA 98027
A family-owned seafood market offering a wide selection of fresh, frozen, and live wild seafood sourced from around the world.

Safeway 735 NW Gilman Blvd. Issaquah, WA 98027

Trader Joe's 975 NW Gilman Blvd. Issaquah, WA 98027

QFC: 1540 NW Gilman Blvd. Issaquah, WA 98027

GROCERY STORES AT SNOQUALMIE PASS

Laconia Market & Cafe 69802 State Route 906, Snoqualmie Pass, WA 98068
Laconia Market is a grocery store and coffee shop serving prepared foods like breakfast burritos, sandwiches, soups, bowls, salads, pastries, and more. Their grocery selection features everything you need from fresh produce, farm fresh eggs, to household necessities and pantry staples. They also have great outdoor seating on a sunny patio.

Safeway 34828 SE Douglas St, Snoqualmie, WA 98065

SKIING & SNOWBOARDING





The Summit at Snoqualmie Pass
25 chairlifts provide access to almost 2,000 skiable acres and 2,280 feet of vertical on two unique mountains! Plus, the Summit offers more night skiing terrain than any other ski area or resort in the U.S.

Alpental: A bucket list mountain for every skier and rider in the Northwest, Alpental's legendary terrain serves up endless unforgettable laps just 7 minutes from the Snoqualmie Alpine Retreat. Steep and deep. If you can ski here, you can ski just about anywhere.
2,290' of vertical
825 acres of terrain
523 acres of back bowls
75% expert terrain

Summit, West, Central and East offer a wide variety of terrain over 1,400 acres, nearly all of it open at night. Located less than 5-minutes from the Snoqualmie Alpine Retreat, it is a great family ski area, and if you grew up in the Seattle area, chances are that you learned to ski here. Information regarding lift ticket prices, hours, equipment rentals and lessons can be found at **https://www.summitatsnoqualmie.com/**

ACTIVITIES GUIDE



Summit Tubing Park

The Summit at Snoqualmie, Snoqualmie Pass, WA 98068
Snow tubing is easy for all ages, which means it's perfect for families and groups looking for a fun winter activity. The Tubing Park has a covered conveyor lift that even takes you back to the top of the hill to give you more runs, with less effort.
18+ tubing lanes
Snow tubes are provided
Open Friday-Sunday and holidays during the winter
Session length: 1 hour 45 minutes
500 Ft long hill
40 Ft of vertical



Nordic Skiing

The Summit at Snoqualmie, Snoqualmie Pass, WA 98068
With over 70km of groomed trails weaving through the forests of the Central Cascade Mountains, The Summit Nordic Center provides a unique and convenient escape for cross-country skiers in the region. Explore the upper network for stunning views and variety or ski the Mt. Catherine loop for an epic outing. Nordic trail tickets must be purchased online and then picked up at the Nordic Center before heading out on the trails. Cellular network service is poor at the lodge, so we recommend taking a screenshot of your confirmation barcode for faster pickup



Summit Bike Park at Snoqualmie - Summit Central

The Summit Bike Park offers high-speed lift access to 11 different trails over 10-miles of machine-built flow trails and technical downhill trails. You'll find everything from classic flowing single track through the forest to rowdy rock slabs and thrill inducing downhill descents.
The bike park is located at Summit Central (a 7-10-minute bike ride) and you'll access the trails from the Silver Fir chairlift.
Open Thursdays-Sundays and holidays, you can find a bike park map, hours of operations and lift prices

HIKING GUIDE



Gold Creek Pond Trailhead (Walking)
NF-144, Snoqualmie Pass, WA 98068
Gold Creek Pond is an ADA-accessible paved loop hike around a picturesque mountain pond atop Snoqualmie Pass. It is the perfect hike for small children, who can walk unassisted the whole route, for parents pushing strollers and for people in wheelchairs. It's also a good leg stretcher for folks who have been driving a long time and need a break.

GETTING THERE Drive I-90 east to exit 54, 2 miles east of the Snoqualmie Pass summit. Exit I-90, turn north, crossing under the freeway. A few hundred feet north of the highway interchange, turn right onto a narrow paved road (FR 4832) and drive east parallel to the freeway for 1 mile. Turn left on Gold Creek Road (142). Watch out for a few potholes on the unimproved forest road. Turn left in 0.3 mile onto the paved road and into the Gold Creek Pond parking lot.



Kendall Katwalk Trail (Hiking) Snoqualmie Pass, Washington
Kendall Katwalk is a 12-mile advanced hike through old-growth forest, gorgeous wildflowers, Alpine lakes and a narrow pathway blasted out of a steeply sloped rock face.

GETTING THERE From Snoqualmie Alpine Retreat, drive back to The Summit Village and head to Alpental Rd. In just 0.1 mile, take the first right, unmarked but featuring a sign in Forest Service brown announcing the need for a parking pass. In another 0.1 mile, the road splits. To the right is the main parking lot, large enough for over 50 vehicles. To the left is the stock (horse trailer) lot, and overflow parking. Both have vault toilets. A Northwest Forest Pass or equivalent is required.



Snow Lake Trail (Hiking) Snoqualmie Pass, Washington
A relatively short and easy hike within a stone's throw of Seattle, Snow Lake delivers splendorous alpine scenery – crystal clear waters, towering peaks – at a mere pittance of sweat and toil.

The trail departs from the north end of the main parking lot of the Alpental Ski Area, which on any given Saturday or Sunday will fill to capacity. Go early or prepare to be friendly!



Franklin Falls Trailhead

Franklin Falls Trailhead is a scenic and accessible hiking destination located near North Bend, WA. This trail offers a unique experience, especially in winter when temperatures can drop below zero, creating a magical landscape where even eyelashes can freeze. The hike is relatively easy, with a mild elevation gain, making it suitable for families and hikers of all skill levels. The trail follows a river and culminates in a stunning waterfall, providing ample opportunities for photography and nature appreciation. The round trip is approximately 2 miles and typically takes around 2 hours, including stops. Parking requires a permit, which can be purchased at the parking lot. Franklin Falls Trailhead is a highly recommended destination for nature lovers.



Snoqualmie Falls

Snoqualmie Falls is a must-visit destination located just a 35-minute drive from you. Known for its stunning 268-foot waterfall, the site offers breathtaking views and a serene natural setting. The falls are accessible from both upper and lower viewpoints, with an easy and scenic hike available for those who prefer to explore on foot. For a more relaxed visit, you can drive to both viewpoints. The area features clean, well-maintained bathrooms, a charming coffee and pastry shop, and a well-stocked gift shop. While parking is available for a fee, savvy visitors can find free parking across the road or at the bottom lot. Whether you're stopping by for a quick visit or spending the day, Snoqualmie Falls provides a perfect backdrop for photos and a peaceful retreat into nature.



Twin Falls Trailhead

Twin Falls Trailhead offers a short but rewarding hike that begins along the serene Snoqualmie River and ascends through a lush, mossy forest. The trail features three main viewpoints: the Lower Twin Falls Viewpoint, which is about 1 mile from the entrance and has benches for relaxation; the Wooden Bridge Viewpoint, providing an impressive close-up of the Upper Twin Falls; and the Observation Deck, which offers the best view of the Lower Falls after a short staircase descent. The trail is well-maintained and broad, though it includes several elevation changes, making it moderately challenging. Despite the limited parking, the hike is accessible to most, including families with newborns if taken slowly. The stunning waterfall views and peaceful nature escape make it a must-visit destination near Seattle.

BOOK DIRECT AND SAVE

We hope you had a wonderful stay and would love to host you again! Please use the QR code below to follow us on Instagram for exclusive promotions and updates for returning guests.

Don't forget to tag us in your favorite moments—doing so will automatically enter you to win a free night at one of our properties!

Lastly, remember that booking directly with us at ***www.blueskyretreats.com*** guarantees the best price. We can't wait to host you again!



FOLLOW US
ON INSTAGRAM

Blue Sky
RETREATS